

Questions and Answers

Contents

1. Why should I move from AutoCAD to Autodesk® Inventor® Products?	2
2. What does the Autodesk Inventor product line deliver?	2
3. Which Autodesk Inventor product is right for me?	2
4. How do I license Autodesk Inventor software?	3
5. Which products are available for Autodesk education customers in the United States and Canada?	4
6. How do education customers outside the United States and Canada learn about Autodesk Inventor Professional availability, pricing, and additional resources?	4
7. What is Autodesk Inventor Fusion?	4
8. What is Autodesk® Vault?	4
9. Do I need a big IT budget to install, use, and maintain Autodesk Vault?	5

1. Why should I move from AutoCAD to Autodesk® Inventor® Products?

Digital Prototyping with Autodesk® Inventor® software gives you the ability to design, visualize, and simulate a complete product before it is built. Inventor software helps AutoCAD® software users to quickly become proficient with Digital Prototyping workflows by offering a familiar design environment, AutoCAD-compatible shortcuts, and out-of-the-box user profiles for AutoCAD experts.

And with true DWG™ file support, Inventor users can leverage their existing 2D drawings to build accurate 3D models. Inventor software provides direct read and write of DWG files without translators. So, you will be able to share critical design data securely, efficiently, and accurately with partners and suppliers who rely on AutoCAD software.

2. What does the Autodesk Inventor product line deliver?

The Autodesk Inventor product line provides a comprehensive and flexible set of 3D modeling and mechanical design tools for producing and documenting complete 3D digital prototypes that validate the form, fit, and function of a design. The Inventor model is an accurate 3D digital prototype that enables users to check design and engineering intent as they work, minimizing the need for physical prototypes and reducing costly engineering changes typically discovered after the design has been sent to manufacturing.

Inventor provides an intuitive 3D design environment for creating and evaluating parts and assemblies. It enables engineers to focus on a design's function to drive the automatic creation of intelligent components such as steel frames, rotating machinery, tube and pipe runs, electrical cables, and wire harnesses.

Easy-to-use and tightly integrated motion simulation and stress analysis in Inventor make it possible for engineers to optimize and validate the digital prototype to help predict how the design will work under real-world conditions, before the product or part is ever built.

Autodesk Inventor software helps automate key aspects of the design of injection molds for plastic parts. This allows you to quickly create and validate complete mold designs, reducing errors and improving mold performance.







































Generating manufacturing documentation from a validated 3D digital prototype helps reduce errors and associated engineering change orders (ECOs) before manufacturing. Inventor offers rapid and accurate output of production-ready drawings directly from the 3D model.

Inventor is tightly integrated with Autodesk Data Management applications, enabling the efficient and secure exchange of digital design data and promoting earlier collaboration between design and manufacturing workgroups. With different product configurations that offer specific levels of functionality to fit your design needs, no company is more focused than Autodesk on helping you create accurate digital prototypes and bring better products to market faster at less cost.

3. Which Autodesk Inventor product is right for me?

Feature	Autodesk Inventor LT 2012	Autodesk Inventor 2012	Autodesk Inventor Professional 2012
---------	---------------------------	------------------------	-------------------------------------

AUTODESK INVENTOR 2012 QUESTIONS AND ANSWERS

Native DWG Compatibility			
BIM Interoperability			
Include Inventor Fusion			
In-Product Data Management			
Digital Prototyping			
3D Mechanical Design			
Direct Manipulation			
State-of-the-Art Visualization			
Large Assembly Design			
Automatic Bill of Materials			
650,000 Standard Parts			
3D Design Automation Tools			
Rules-based Design			
Sheet Metal Design	 *		
Plastic Part Design			
Complete Plastic Mold Design			
Tube & Pipe Design			
Cable & Harness Design			
Dynamic Simulation			
Finite Element Analysis			

*Autodesk® Inventor® LT 2012 software offers limited functionality for sheet metal design.

4. How do I license Autodesk Inventor software?

Autodesk Inventor is offered in a variety of Design Suites that offer specific levels of functionality to fit your design needs.

For more information, please visit: www.autodesk.com/suites

Autodesk Inventor is also available unbundled as Autodesk Inventor, Autodesk® Inventor® Professional and as Autodesk® Inventor® LT™.

Contact an Autodesk Authorized Reseller for more information.

5. Which products are available for Autodesk education customers in the United States and Canada?

Autodesk Inventor® Professional software is available for education customers in the United States and Canada. If you are an education customer currently using AutoCAD®, Autodesk Inventor, Autodesk® Mechanical Desktop®, or AutoCAD® Mechanical software, you can upgrade to AutoCAD Inventor Professional at an additional cost.

If you are an Autodesk® Comprehensive Education Solution (ACES) or Autodesk® Design Institute customer, you will receive current versions of Autodesk Inventor Professional software.

6. How do education customers outside the United States and Canada learn about Autodesk Inventor Professional availability, pricing, and additional resources?

For more information about AutoCAD Inventor Professional, contact your local Autodesk Education Representative or local Autodesk Authorized Reseller.

7. What is Autodesk Inventor Fusion?

Autodesk® Inventor® Fusion is a new application included in Autodesk Inventor , Autodesk Inventor Professional, AutoCAD, Autodesk® Algor®, Autodesk® Moldflow®, and Autodesk® Alias® software. It provides a single, simplified user interface for viewing and editing 3D data, regardless of the software used to create it. It doesn't matter if the data was created with Inventor, Pro/Engineer®, SolidWorks®, Moldflow, or virtually any other 3D modeling software package. All users running Inventor Fusion experience the same environment, one created for ultimate ease of use.

It also expands the 3D conceptual design capabilities of Inventor and Inventor Professional and unites Direct and Parametric workflows which allows rapid design changes and aids in design exploration.

8. What is Autodesk® Vault?

Autodesk Vault is data management software, which reduces errors and promotes design reuse by consolidating product information in a single location, enabling you to track your design data and manage work-in-progress designs without the need for manual, paper-based processes. Included with Autodesk Inventor and Autodesk Inventor Professional, Autodesk Vault makes data management more efficient by organizing your design data and protecting it from inadvertent changes. This data-management tool makes work-in-progress data more accessible and reusable while avoiding the versioning problems inherent in sharing files among workgroups.

9. Do I need a big IT budget to install, use, and maintain Autodesk Vault?

No. Autodesk Vault installs easily, without any complex deployments or extensive IT support. Autodesk Vault is integrated into Autodesk Inventor software and Autodesk Inventor Professional with an intuitive interface that helps design teams quickly become efficient. Autodesk Vault is self-supporting because of its simplicity and support tools such as discussion groups, online help, and best-practices documentation.

Autodesk, AutoCAD, Algor, Alias, Autodesk Inventor, DWG, Inventor, and Moldflow are registered trademarks or trademarks of Autodesk, Inc., in the USA and/or other countries. All other brand names, product names, or trademarks belong to their respective holders. Autodesk reserves the right to alter product and services offerings, and specifications and pricing at any time without notice, and is not responsible for typographical or graphical errors that may appear in this document.

© 2011 Autodesk, Inc. All rights reserved.